



LITTLE PRISM®

★Versatile ★Pliable ★Washable ★Twice the density of muscles



●Has two gradients: 37° and 52°



Velcro® is incorporated at each

end; other

self-adhesive Velcro® (supplied) serves to fix the filter to the collimator or to a cassette

- ✓ ABDOMEN, DOUBLE CONTRAST, lateral decubitus
- ✓ SOME CHESTS with a large base
- ✓ EXTREMITIES
- ✓ CALCANEUM, axial view
- ✓ OLECRANUM, axial view
- ✓ PATELLA and TIBIAL TUBEROSITY

●Also used next to the patient

LITTLE PRISM USED AT THE COLLIMATOR

The **LITTLE PRISM** is fixed to the collimator in any position by means of self-adhesive Velcro® (supplied). Its gradients are four times smaller at a 100-cm distance, due to magnification (see brochure).



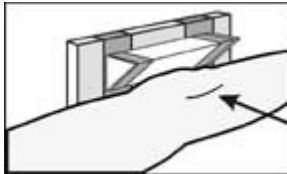
Lateral decubitus films of D.C. enemas are improved when covering the upper 10 cm of a flaccid abdomen with the shadow of the **LITTLE PRISM**. The filter is also useful on chests having a wide base, to attenuate over-penetration of the apices. Sometimes useful over the thinner part of some extremities.



LITTLE PRISM ALSO USED NEXT TO THE PATIENT



For the **CALCANEUM**
(or the **olecranon**), axial view.



The **LOWER PATELLA** is less penetrated using the LITTLE PRISM. When the cassette is vertical, use auto-adhesive Velcro® to hold the filter.

SPECIFICATIONS: **CE**
FI-04 STANDARD LITTLE PRISM: L21 x H6 cm approx.; 900 gm; with self-adhesive Velcro® and 4 fixation plates.
FI-04A SHORT LITTLE PRISM: 15 cm long, H6; 650 gm; otherwise similar to FI-04 STANDARD.